

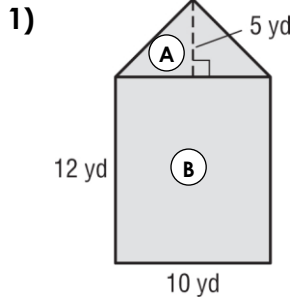
# Math 6 - Unit 5: Area & Volume

## Composite Area Practice

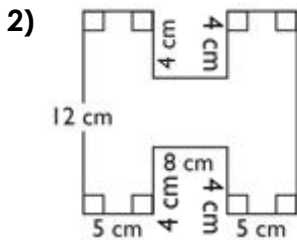
Name: \_\_\_\_\_

Class Period: 1 2 3 4 Date: \_\_\_\_\_

Find the area of each figure. Round to the nearest tenth if necessary.

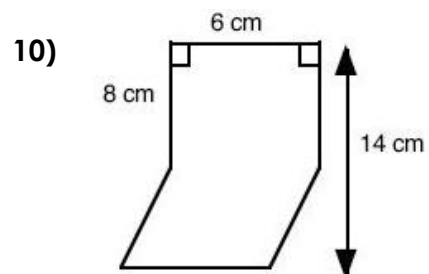
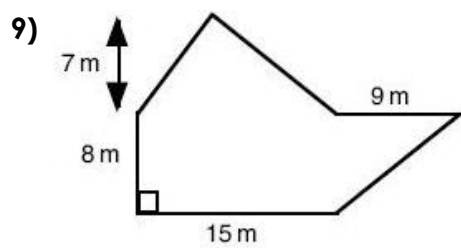
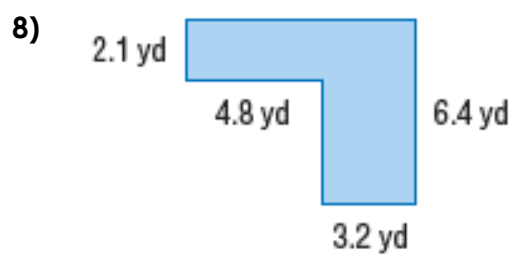
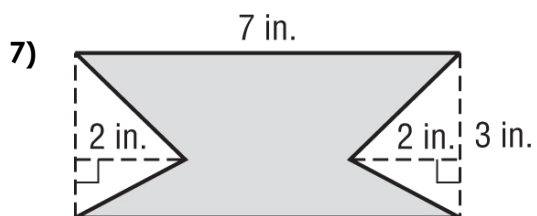
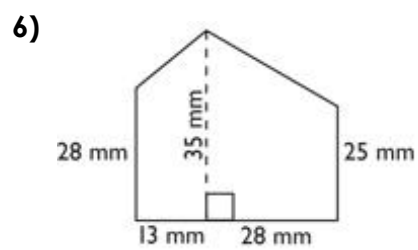
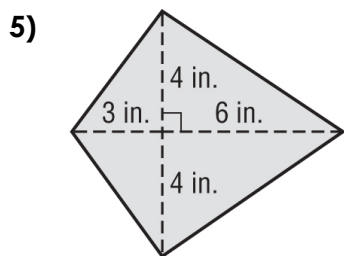
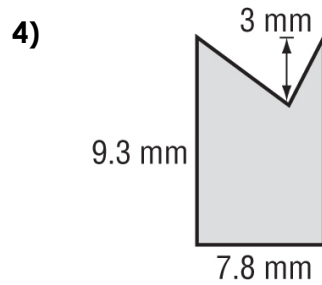
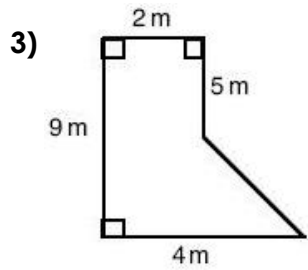


	Area <sub>A</sub>	Area <sub>B</sub>
Name of Shape		
Formula		
Substitution		
Solution (with Units)		
Total Area (with units):		



Break the figure above into three pieces and label them, A, B & C. Then complete the chart to find the total area.

	Area <sub>A</sub>	Area <sub>B</sub>	Area <sub>C</sub>
Name of Shape			
Formula			
Substitution			
Solution (with Units)			
Total Area (with units):			



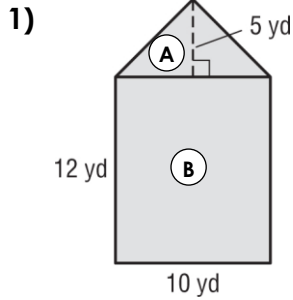
# Math 6 - Unit 5: Area & Volume

## Composite Area Practice **ANSWER KEY**

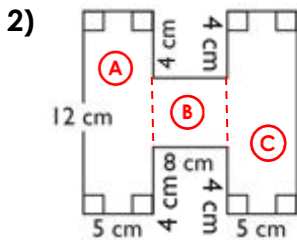
Name: \_\_\_\_\_

Class Period: 1 2 3 4 Date: \_\_\_\_\_

Find the area of each figure. Round to the nearest tenth if necessary.



	Area <sub>A</sub>	Area <sub>B</sub>
Name of Shape	Triangle	Rectangle
Formula	$A = \frac{1}{2}bh$	$A = bh$
Substitution	$A = \frac{1}{2}(10)(5)$	$A = (10)(12)$
Solution (with Units)	25 yd <sup>2</sup>	$A = 120 \text{ yd}^2$
Total Area (with units):		$A = 145 \text{ yd}^2$



Break the figure above into three pieces and label them, A, B & C. Then complete the chart to find the total area. (A)

	Area <sub>A</sub>	Area <sub>B</sub>	Area <sub>C</sub>
Name of Shape	Rectangle	Rectangle	Rectangle
Formula	$A = bh$	$A = bh$	$A = bh$
Substitution	$A = (5)(12)$	$A = (8)(4)$	$A = (5)(12)$
Solution (with Units)	$A = 60 \text{ cm}^2$	$A = 32 \text{ cm}^2$	$A = 60 \text{ cm}^2$
Total Area (with units):			$A = 152 \text{ cm}^2$

